


Phonics Review Workbook

Edition 4



My self-portrait

My name: _____





Seal With a Wheel



Ant in Pink Pants



Toad About to Explode



Pig in a Wig



Igloo With a Blue Hairdo



Nurse With a Purse



Moose With a Juice



Dog on a Log



Goat in a Boat



Ox in Red Socks



Kangaroos Reading the News



Egg With Little Legs



Umbrella Man with a Suntan




Rat With a Bat



Horse on the Course



Bear With Long Hair



Fish that Goes Splish



Lion With a Tie On



Jellyfish that Made a Wish



Vulture into Culture



Wizard With a Lizard



Kangaroos-Seal



Yak With a Pack



Zuto From Pluto



Queen Feeling Green



Sheep in a Jeep



Chick on a Stick



Thief With a Beef



That in a Hat



Ngshi Learning to Ski



Ape in a Cape



Eagle Feeling Regal



Ice Cream Feeling Supreme



Ogre in a Toga



Oon on the Moon



Ook With a Book



Ark in the Park



Organ Played by Captain Morgan



Earth Full of Mirth



Owl With a Scowl



Oyster Feeling Moister



Ear Leading a Cheer



Aircraft Stuck on a Raft




Unicorn With a Pink Horn



Jean ze Sheep in a Zheep

Phonics Review Workbook

Edition 4



© All Aboard Learning 2023

ISBN: 978-1-915431-93-6

www.AllAboardLearning.com

Facilitator Guidance for the Phonics Workbook

How to Use the Phonics Workbook

Here are some tips:

- ↓ If the text feels a bit small for your child, they need to do our finger tracking exercise. Check our website training page for details: www.AllAboardLearning.com
- ↓ We would recommend doing no more than one session per day, to keep them short and sweet. A good night's sleep in between sessions will help embed the learning too.
- ↓ Each word read correctly should be celebrated as a moment of success. Be sure to make a positive noise every time. Your input with that flow of affirmation will do wonders for your child's confidence and progress.
- ↓ If your child makes a mistake, avoid sounding cross or frustrated. That will cause rising stress in your child, which makes the task harder. Just say something like: "Ooh... that was a tricky one, let's have another look at it."
- ↓ The essential thing is for your child to work through each page slowly and carefully, working out each word. That is much better than rushing and guessing. It is a practice exercise, not a race.

On the opposite page you can see the first session correctly completed, as an example.

Workbook Structure

Sessions 1-10: CVC words, starting with GPCs taught in Phase 2 and ending with those taught in Phase 5 Unit 1.

Sessions 11-20: CCVC and CVCC words, progressing from Phase 2 to Phase 5 Unit 1.

Sessions 21-25: Long words using a combination of the GPCs taught across all the phases. These sessions are intended to prepare students for the multisyllabic words that appear at the end of the Phonics Screening Check.

Introduction to Trainertext

Some activities include our pictophones above the words. We call this "trainertext", like training wheels on a bike. It may look funny at first, but you will find it is a huge help to your child. The trainertext helps them work out the sounds in a word, so that every word can be read successfully.

Each pictophone is a visual character that represents a sound. The sound it represents is the first sound of the name of the pictophone. So the letter A in 'hat' has the Ant in Pink Pants above it, whereas the letter A in 'what' has the Ox in Red Socks above it, because the letter A is representing an /o/ sound in that word.

So Step 1 of this process is to ensure your child is familiar with all the pictophones and the sounds that they represent. You can go through them together on the inside cover of the workbook. Any that your child finds hard to remember should be reviewed until the child can tell you the sound right away.

SESSION 1

	 p i t	 p o t
	 d i g	 d o g
	 m a p	 m a d

t	a	c		cat
a	m	p		map
p	n	i		pin

6 Year 1 Phonics Workbook © 2023

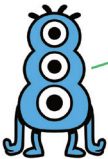



Spot the Word
















The learner reads the two words and then circles the word that matches the image.

Word Builder

The learner unscrambles the letters and writes the name of the image on the line.

SESSION 1

	g o p	
	d o g	
	m o t	
	k i g	

pin			dad		
tin	10		pan		
cap			cat		
pig			mat		

© 2023 Year 1 Phonics Workbook 7

Imaginary Creatures

The learner decodes the words and draws lines between the nonsense words and the monsters. They can choose whichever monster they like to connect a nonsense word to, but they must connect the real word to its image.

The purpose of this exercise is to ensure that your child can decode words from the letters, rather than just recognising the words as shapes.

Spot the Object

The learner decodes each word and circles its matching image.



pit



pot



dig



dog



map



mad



t



a



c





a



m



p





p




n




i






g o p



d o g



m o t



k i g

p i n



d a d




t i n




p a n




c a p




c a t




p i g



m a t





s u n



s a c k



r u n




r u g




b a d




b e d











le b



b u p



p i g



f u g

n i t



b i n



c u p



l i p



b a t



b a g



r o c k



s o c k





b o x




b a c k



r i n g






r i p






s h e d






s h e l l




 a v n







 f s h i






 e s s c h






fox



shig



vuss


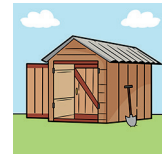


quab

well



shed



ship



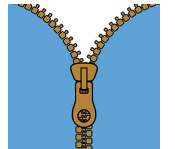
van



jam



zip



chess



chick





f a r m

f o r k




z i p

z o o



c h a i n

c h i n



a

c k

q u



d

o a


r




p

s h


e e



z o a k



v e e m




w a i b



s h a r k


f a r m



t o a d



q u e e n



z o o

2



w e b




r a i n



f o r k



s h e e p





c o w

o w l



s o r t

s u r f



c h a i r c h a i n



a i r c h






l o i





e a r p s





yair



burf



cow



choin

hair




lock



beard



oink



owl



surf




harp




spear





t e a



t o a d



s h o u t

s o u t h



p r e s s

p r a y



e a



p



ch





i e



p





e a




l




f





t a y



o w l



j i e



t e a p

p i e




s h o u t



l e a f




s e a



j e e p




p e a c h



h a y



f a r m





shirt

stir



blue

black



bay

boy

b d ir




aw p




n ee qu






bird



plue



bloy

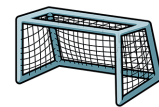


vaw

bird



girl



shirt



blue



hay



chick




boy



quack






t o o



t o e



n e s t



n e w t



w h e e l



w h e n



p



e e



s h





o e



t





l




e e





w h





whem

tew

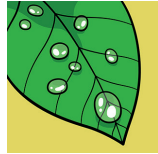


poe

sheep



dew



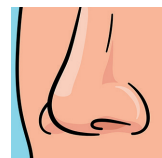
stew



wheel



newt



blue



pray



fox



surf



Eye Tracking

Introduction

Weak eye-tracking is likely to blame if you see your child reading single words but struggling with a sentence, having difficulty reading smaller font sizes (with no eyesight issues), or skipping words.

The text size is going to get a little smaller from this point onwards in the workbook therefore we are going to do a quick check to ensure that your child is comfortable when reading a smaller text size.

Text Size Check

Instruction to the learner: "Please try reading these words."

Notes: If your learner finds the larger text size more comfortable to read, or makes more errors when reading the three sets of smaller text sizes, then start the ten day eye tracking exercise routine detailed on the opposite page.

pot dog map

sun fan log


fox rip hug

pin cap mad

Eye Tracking Exercise Routine

How to do it:

1. Stand or sit with one arm held comfortably out in front of you, with one finger sticking upwards towards the ceiling.
2. Focus on the nail on that finger very intensely for ten seconds.
3. Now move the finger slowly 1 inch left to right and back ten times (as if you're slowly swiping on a phone). Focus on the nail as the finger moves.
4. KEEP YOUR HEAD STILL! Try to move the eyeballs only.



When to do it:

Try the 10-10-10 Challenge! Do 10 swipes, 10 times a day, for 10 days.

After the ten days, do 2-3 sessions a day for a few months. But you may need to do another ten day burst after a few weeks.

Our Top Tip

Don't rely on your memory to get the exercises done. Set alarms on your phone for the day and record sessions on a chart! The more regular and focused you are with the exercise, the quicker you will see results.

The Science

If a child has done an eye test, but still finds small text hard to read, then weak eye tracking and convergence is probably to blame.

Other typical signs of this are:

- ⚓ skipping of words
- ⚓ skipping of lines
- ⚓ feeling overwhelmed by lots of text

As you read text on a page, your eyes need to point at exactly the same spot. If they don't do that, you will get two images in the brain like this:

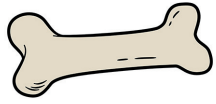
smalllll text




You can see how the large text is easier to read, even though it has the same offset as the small text.

large text

So, larger font size will help while you work on the 10-10-10 exercise challenge.

The good news is that the exercise we describe here will lead to improvement almost every time, if it is done carefully and very frequently.



  
b o n e

  
b u r n






  
b i t e

  
b i k e






 
k e y




  
k i c k

 e y
 k
 s



 r
 s
 o _ e




 i _ e
 f
 v







while



zome



toad



dey

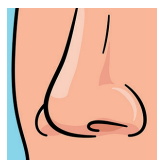
rope



key



nose



note



five



5

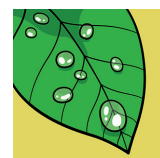
bike

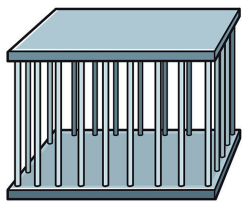


home



stew






c a s e




c a g e



m u l e






m o l e






w h a l e

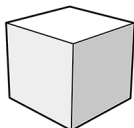





w h i r l




 k a _ e c







 c b u _ e








 o _ e p h n





phob

whale

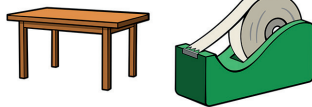


lete


naze



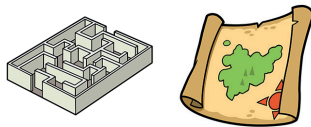
tape



bone



maze



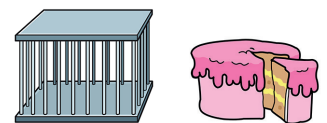
gate



mule




cage



phone



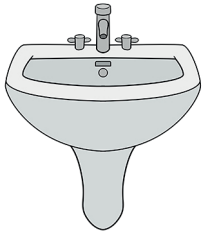
cube






s t a m p


s t o p





s i n g s


s i n k





d o g s



d r i p


p o d n




t n u r k




a p a t s





stod



pand



cat



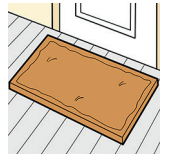
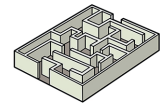
gont

tin



10

mat



camp




sink



dogs



kiss



stamp



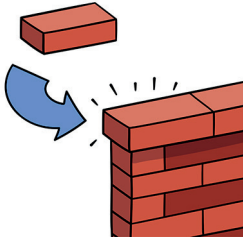
stop





drill

drip



bunk

brick



frog

flag

b a r c




e l m n o



p ck o t e






slug



breck



flub



relf

tent

10




drum



jacket




sniff



socks



clap




bank




gift





chick

chimp



shelf

shell



vest

vote

sh i f




ng w i s




j t e a ck






fing



chosh



shrimp



vax

jam




fox




vest



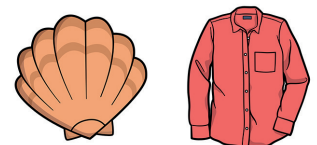
milk




wing



shell






flag






truck





   
s p o o n

   
S p a i n








   
t r a i n

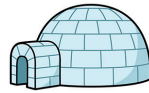
   
t r i c k







   
t o f f e e





   
t o a s t

   
g o o l i




   
t n p a i




   
s s a r t





barp



dight




mort




goat


cars



stool



goat



three




igloo




paint



sleep



pluck





b e a r d

b e a c h



c h u r n

c h u r c h



g a r d e n

g r o w l

l o i t e t



g u r b e r




d m e r m a i





snail



droin



plur



meard


oil




train




growl




plant




shower



church




farm




peach






c r o w d


c l o u d







p o u n d


p e a n u t









s t e a m







s t a m p

 t  o u  s h




 b  o  m  z  i e





 o  a y  n  r  c






trowd

gombie



chout

crab




pie




pray



leaf




trunk



shower




crowd



zombie



teacher





p a w



p r a w n



s t a t u e







s t a m p







f l o w e r









f i r s t


			
t	s	r	a w



			
t	s	i r	k



					
a y	i r	d	b	t h	




plue

bird




grawn


slirt



blue




stars




shirt




straw




desk



artist







crayon





first












   
t o a s t

 
t o e



   
s t o o l

  
s t e w








  
w h e e l






  
w e l l


   
s r e w c



    
t t p o e i



    
w h p i s e r





wheeb

splew

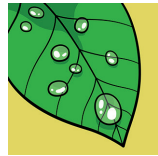


otter

poe



dew



stew



blue



screw



skirt



flower



wheel



big toe






slide



shower



peanut




pinecone




twist



trolley










donkey



plunt



smung



crolley

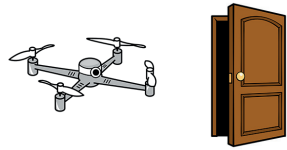
tea




keys



drone




monkey



slide



zombie

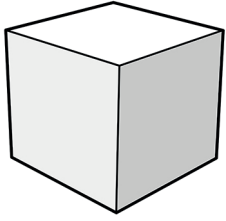






smoke






beach





   
c o o k i e

  
c u b e







   
s k i r t

    
s k a t e s







   
p h o t o





  
p h o n e

   
f u _ e t l



   
r p g a _ e




   
p t a _ e l






jephew



throsth

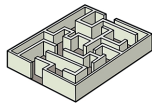


whale

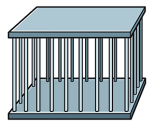


brone

maze



cake



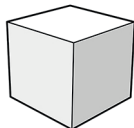
plate




flute



cube



photo



phone



skates





r o c k e t



r o c k



s a c k



s a n d b o x



f o s s i l



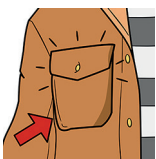
f o r e s t



p l a n t



p l a n e t



p o c k e t



p u p p e t




h i l l t o p



h e l m e t


sunset




ostrich



crisps




dragon





picnic




forest



orangutan



goldfish





p o p c o r n

p a d l o c k



c o r n c o b

c o b w e b




u p s t a i r s

u m b r e l l a



m o n k e y

m e r m a i d



d i n o s a u r


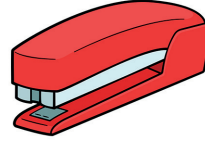
d o c t o r





s c o r p i o n

s c o o t e r



starfish




zigzag




chicken




shrimp



granny




garden



tractor



armadillo






t r a c t o r



t r a i l e r



t e a c h e r



t e a p o t



d r u m



d r a g o n f l y



e a s e l



e a r m u f f s



p e a c h



p e a n u t s




f l o w e r




f l o a t

moonlight




crayons




hamster




family



toilet



hamburger



airplane



computer





w i n d o w

w h i s p e r



f o o t b a l l

f i s h b o w l



l a u n c h

l a d y b i r d



r a b b i t

r o y a l



c o b w e b

c l o u d s

30


t h i r s t y

t h i r t y

strawberry



chimpanzee



oyster



dragon



stewing




rainbow



drummer



zipline





cracker



crocodile



skeleton



skilled



fireside



firework



gorilla



grapes



volcano



volume




element




elephant


scarecrow



astronaut



tadpole




alphabet




vampire




dolphin




whisper



telephone





First published in Great Britain in 2023 by:

All Aboard Learning

267 Banbury Road

Oxford OX2 7HT

AllAboardLearning.com

© All Aboard Learning 2023

All rights reserved. All worksheets may be freely copied by teachers, without permission, if the number of copies is not more than is needed in their school or college. For other copies, written permission must be obtained.

ISBN: 978-1-915431-93-6

Workbook by Eleanor Broome, Sarah Forrest, Lucy Keeling, David Morgan, and Katie Selwood

Artwork by Nicole Barrameda and Alexie Laggui

Layout by Eleanor Broome



ISBN 978-1-9154319-3-6



www.AllAboardLearning.com

All Aboard Learning
267 Banbury Road, Oxford OX2 7HT